

QUIZ NO: 464

TOPIC: ESTIMATION

DATE: 06/07/2021

1. The sanction on detailed estimate, design etc. is called
 - [A] Technical sanction
 - [B] Administrative sanction
 - [C] Financial Sanction
 - [D] None of the above

Answer: A

2. Carpet area of a residential building is
 - [A] Equal to plinth area
 - [B] More than plinth area
 - [C] 50-65% plinth area
 - [D] 30% plinth area

Answer: C

3. The standard unit for site clearance is

- [A] 10m^3
- [B] 1m^2
- [C] 100m^2
- [D] None of the above

Answer: C

4. Standard unit for honey combing brick work is

- [A] running meter
- [B] m^2
- [C] m^3
- [D] 10dm^3

Answer: B

5. The standard unit for white washing is

- [A] 10 m^3
- [B] m^3
- [C] m^2
- [D] 10 dm^3

Answer: C

To PURCHASE Our COURSES

LIVE CLASSES

Assistant Engineer Standard 2021

GATE 2022 Civil – Live/Recorded

Assistant Engineer Courses	Overseer Courses
Assistant Engineer Premium 2021	OVERSEER - Premium
Assistant Engineer – Kerala Pollution Control Board	KWA IRRIGATION LSGD PWD OVERSEER
Assistant Engineer essential	OVERSEER PRE RECORDED 2021
GATE 2022 Civil Prerecorded	

TEST SERIES (With detailed solution)


Online test series Combo	
AE Test Series	SSC JE Subjectwise
OVERSEER Test Series	GATE 2021 Test Series
ISRO Test Series	Full length tests – GATE
SSC JE CIVIL Test Series	Topicwise tests for GATE
SSC JE Full Length Tests	Subjectwise Test series – GATE


E- BOOK


HANDWRITTEN NOTES – E book
E – Book for Civil Engineering INTERVIEWS
133 PYQ E - book
Mechanical Engineering E - Book

Connect with us





 learncivilianz@gmail.com

 9497 498 415

 [civilianz](#)

 Clubhouse

 [Civilianz_official](#)

 [Civil study Circle](#)

 [Civilianz](#)

 WWW.CIVILIANZ.COM



Just **ONE Click** for all Social Media Platforms

6. The initial lead value is

[A] 30 m

[B] 50 m

[C] 1.5 m

[D] 40 m

Answer: B

7. The expected out turn of the labour for earth work excavation for hard soil is

[A] 1m^3

[B] 3m^3

[C] 2m^3

[D] None of the above

Answer: C

8. The expected out turn of the labour for earth work excavation for ordinary soil is

[A] 1m^3

[B] 2m^3

[C] 3m^3

[D] None of the above

Answer: C

9. Painting coefficient value for panelled door for each side

[A] 1.3

[B] 1.125

[C] 2.25

[D] 1.5

Answer: A

10. Painting coefficient value for partly panelled door for each side

[A] 1.5

[B] 1.125

[C] 0.5

[D] 1

Answer: D

Join our social media platforms

