

**QUIZ NO: 471**

**TOPIC: TRANSPORTATION ENGINEERING**

**DATE: 22/07/2021**

**1. Nagpur road plan is based on**

- [A] Block pattern
- [B] Star and grid pattern
- [C] Star and circular pattern
- [D] Hexagonal pattern

**Answer: B**

**2. The construction of express way was planned for the first time by:**

- [A] Jayankar committee
- [B] Bombay Plan
- [C] Nagpur road plan
- [D] Lucknow plan

**Answer: B**

**3. The portion of a road surface which is used normally by vehicular traffic is known as:**

- [A] Express way
- [B] Highway
- [C] Right of way
- [D] Carriage way

**Answer: D**

**4. The survey in which final alignment is selected is:**

- [A] Final survey
- [B] Reconnaissance
- [C] Preliminary survey
- [D] None

**Answer: C**

**5. The value of camber recommended for CC roads in area of heavy rainfall is:**

- [A] 1 in 50
- [B] 1 in 60
- [C] 1 in 33
- [D] 1 in 40

**Answer: A**

# To PURCHASE our COURSES

## LIVE CLASSES

Assistant Engineer Standard 2021

GATE 2022 Civil – Live/Recorded

Assistant Engineer Courses	Overseer Courses
Assistant Engineer Premium 2021	OVERSEER - Premium
Assistant Engineer – Kerala Pollution Control Board	KWA IRRIGATION LSGD PWD OVERSEER
Assistant Engineer essential	OVERSEER PRE RECORDED 2021
GATE 2022 Civil Prerecorded	

## TEST SERIES (With detailed solution)


Online test series Combo	
AE Test Series	SSC JE Subjectwise
OVERSEER Test Series	GATE 2021 Test Series
ISRO Test Series	Full length tests – GATE
SSC JE CIVIL Test Series	Topicwise tests for GATE
SSC JE Full Length Tests	Subjectwise Test series – GATE


## E- BOOK


HANDWRITTEN NOTES – E book
E – Book for Civil Engineering INTERVIEWS
133 PYQ E - book
Mechanical Engineering E - Book


## Connect with us


CLICK


 [learncivilianz@gmail.com](mailto:learncivilianz@gmail.com)

 9497 498 415

 [civilianz](#)

 Clubhouse

 [Civilianz\\_official](#)

 [Civil study Circle](#)

 [Civilianz](#)

 [WWW.CIVILIANZ.COM](http://WWW.CIVILIANZ.COM)



Just **ONE Click** for all Social Media Platforms

**6. The convexity provided to the carriage way between the crown and edge of pavement is known as:**

- [A] gradient
- [B] Cant
- [C] Slope
- [D] Camber

**Answer: D**

**7. As per IRC, lateral friction coefficient is**

- [A] 0.3-0.4
- [B] 0.15
- [C] 0.12
- [D] 0.35

**Answer: B**

**8. The speed increases, longitudinal friction coefficient**

- [A] Decreases
- [B] Increases
- [C] Remains same
- [D] None

**Answer: A**

9. If the width of a pavement is 5.5 m then what is it called?

- [A] Single lane
- [2] Intermediate lane
- [C] Double Lane
- [D] Multi Lane

**Answer: B**

10. What is the full width of land acquired before finalizing highway alignment?

- [A] Right of way
- [B] Width of formation
- [C] Carriage way
- [D] Road way

**Answer: A**

Join our social media platforms

