

QUIZ NO: 554

TOPIC: SURVEY

DATE: 12/02/2022

1. The principle of working from whole to part is used in surveying because

- [A] Plotting becomes easy
- [B] Survey work can be completed quickly
- [C] Accumulation of errors is prevented
- [D] All of the above

Answer: C

2. The chain is 100 feet long and consists of 100 links, each link being 1 feet

- [A] Gunter's chain
- [B] Revenue chain
- [C] Metric chain
- [D] Engineer's chain

Answer: D

3. A tape which is used for taking the measurements of very high degree of precision called:

- [A] Metallic tape
- [B] Steel tape
- [C] Linen tape
- [D] Invar tape

Answer: D

4. The permissible error in chaining for measurement with chain on rough or hilly ground is:

- [A] 1:100
- [B] 1:500
- [C] 1:1000
- [D] 1:250

Answer: D

5. The variation of magnetic declination within day is called:

- [A] Annual variation
- [B] Irregular variation
- [C] Diurnal variation
- [D] Secular variation

Answer: C

To PURCHASE our COURSES

LIVE CLASSES

Assistant Engineer Standard 2022

Overseer Standard 2022

Assistant Engineer Courses	Overseer Courses
Assistant Engineer / Overseer Grade I	Overseer Grade I - Economical
Assistant Engineer – Kerala Pollution Control Board	Junior Instructor Surveyor
Assistant Engineer essential	Irrigation LSGD Overseer

Assistant Professor - Part A

GATE 2022 Civil Prerecorded

TEST SERIES (With detailed solution)

Online Test Series Combo	PCB Test Series
AE Test Series	SSC JE Subjectwise
OVERSEER Test Series	GATE 2022 Test Series
ISRO Test Series	Full length tests – GATE
SSC JE CIVIL Test Series	Topicwise tests for GATE
SSC JE Full Length Tests	Subjectwise Test series – GATE

e - BOOKS

HANDWRITTEN NOTES – e- book

e – Book for Civil Engineering INTERVIEWS

150 PYQ e - book

Mechanical Engineering e - Book

Assistant Engineer & Overseer Quick Reference e - Book

GATE e-Book

Civil Engineering MCQ – e Book

Overseer PYQ detailed – e Book

ASSISTANT PROFESSOR

ONLINE BUNDLE COURSE

Enroll Now 

We Believe In BALANCE!











Assistant Engineer

Pollution Control Board



- Pre-recorded classes
- Comprehensive test series
- E-book (Handwritten notes)
- Faculty support
- 25 Subjects
- Discussion Support

Connect with us

CLICK	 elearncivilianz@gmail.com	 Civilianz_official
	 9497 498 415	 Civil study Circle
	 civilianz	 Civilianz
	 Clubhouse	 WWW.CIVILIANZ.COM
	 Civilianz Blog	 Telegram Job Channel

for **SAMPLE CLASSES**

AE 

GATE 

Overseer 

CLICK 

6. Which one is not a part of Telescopic alidade?

- [A] Vertical circle
- [B] Support
- [C] Horizontal circle
- [D] Fiducial edge

Answer: C

7. If the level is in permanent adjustment, its line of collimation is parallel to:

- [A] Horizontal axis
- [B] Bubble tube
- [C] Vertical axis
- [D] Line of sight

Answer: B

8. The levelling used to determine the difference of elevation between two points which are quite apart and it is not possible to set up the levelling instrument midway between the points is:

- [A] Profile levelling
- [B] Differential levelling
- [C] Check levelling
- [D] Reciprocal levelling

Answer: D

9. Wing nuts are provided on:

- [A] Bubble tubes
- [B] Diaphragm
- [C] Standard
- [D] Tripod

Answer: D

10. When the angular measurement is more precise than the linear measurement in a traverse the balancing of traverse is done by:

- [A] Any rule
- [B] Transit rule
- [C] Bowditch's rule
- [D] Empirical rule

Answer: B

Join our social media platforms

