

QUIZ NO: 566

TOPIC: ESTIMATION

DATE: 12/03/2022

1. In long and short wall method of estimation the length of long wall is equal to centre to centre distance between walls and

- [A] One breadth of wall
- [B] Half the breadth of wall
- [C] 1/4 th breadth of wall on each side
- [D] None of these

Answer: A

2. The expected out turn for earthwork in excavation in ordinary soil per mazdoor per day is:

- [A] 1 m³
- [B] 2 m³
- [C] 3 m³
- [D] 4 m³

Answer: C

3. One bag of cement weight about:

- [A] 35 kg
- [B] 40 kg
- [C] 50 kg
- [D] 65 kg

Answer: C

4. In the specification of earth work, initial lead is specified as:

- [A] 10 m
- [B] 50 m
- [C] 20 m
- [D] 1.5 m

Answer: B

5. Steel reinforcement bars in RCC is measured in:

- [A] Quintals
- [B] Metre
- [C] Number
- [D] Cu. m

Answer: A

To PURCHASE our COURSES

LIVE CLASSES

Assistant Engineer Standard 2022

Overseer Standard 2022

Assistant Engineer Courses	Overseer Courses
Assistant Engineer / Overseer Grade I	Overseer Grade I - Economical
Assistant Engineer – Kerala Pollution Control Board	Junior Instructor Surveyor
Assistant Engineer essential	Irrigation LSGD Overseer

Assistant Professor - Part A

GATE 2022 Civil Prerecorded

TEST SERIES (With detailed solution)

Online Test Series Combo	PCB Test Series
AE Test Series	SSC JE Subjectwise
OVERSEER Test Series	GATE 2022 Test Series
ISRO Test Series	Full length tests – GATE
SSC JE CIVIL Test Series	Topicwise tests for GATE
SSC JE Full Length Tests	Subjectwise Test series – GATE

e - BOOKS

HANDWRITTEN NOTES – e- book

e – Book for Civil Engineering INTERVIEWS

150 PYQ e - book

Mechanical Engineering e - Book

Assistant Engineer & Overseer Quick Reference e - Book

GATE e-Book

Civil Engineering MCQ – e Book

Overseer PYQ detailed – e Book

ASSISTANT PROFESSOR

ONLINE BUNDLE COURSE

Enroll Now 

We Believe In BALANCE!











Assistant Engineer

Pollution Control Board



- Pre-recorded classes
- Comprehensive test series
- E-book (Handwritten notes)
- Faculty support
- 25 Subjects
- Discussion Support

Connect with us

CLICK	 elearncivilianz@gmail.com	 Civilianz_official
	 9497 498 415	 Civil study Circle
	 civilianz	 Civilianz
	 Clubhouse	 WWW.CIVILIANZ.COM
	 Civilianz Blog	 Telegram Job Channel

for SAMPLE CLASSES

AE 

GATE 

Overseer 

CLICK 

6. The painting co-efficient for partly panelled and partly glazed doors or gauged doors for both sides

- [A] 2.6
- [B] 1
- [C] 2
- [D] 3

Answer: C

7. The schedule of rates are revised and published by:

- [A] State Government
- [B] Construction Establishment
- [C] State PWD
- [D] Private publishers

Answer: C

8. When the cost of estimate exceeds by 10% or more, required to be prepared?

- [A] Supplementary estimate
- [B] Preliminary estimate
- [C] Detailed estimate
- [D] Revised estimate

Answer: D

9. Quantity of mortar required for random rubble masonry in cement mortar 1:6:

- [A] 0.24 m³
- [B] 0.34 m³
- [C] 0.30 m³
- [D] 0.44 m³

Answer: C

10. A building costs Rs 40000. Considering scrap value as 10% of the cost and life as 60 years, the depreciated value after 20 years is:

- [A] 33800
- [B] 28000
- [C] 32800
- [D] 31800

Answer: B

Join our social media platforms

