

QUIZ NO: 804

TOPIC: ESTIMATION

DATE: 09/03/2024

1. The estimate which prepared for technical sanction of an authority is

- [A] Plinth area estimate
- [B] Rough cost estimate
- [C] Detailed estimate
- [D] Cube rate estimate

Answer: C

2. In long and short wall of method of estimation the length of long wall is equal to centre-to-centre distance between walls and

- [A] One breadth of wall
- [B] half the breadth of wall
- [C] 1/4 th breadth of wall on each side
- [D] None of these

Answer: A

3. The centering and shuttering for concrete may be taken in:

- [A] sq.m
- [B] cu.m
- [C] Running metre
- [D] Sq.cm

Answer: A

4. The item not included in the plinth area is

- [A] Toilet area
- [B] Courtyard area
- [C] Verandah area
- [D] Wall thickness

Answer: B

5. The head of the division of public works department is

- [A] Chief engineer
- [B] Superintending engineer
- [C] Executive engineer
- [D] Over bridge

Answer: C

To PURCHASE Our COURSES

LIVE CLASSES	DIRECT CLASSES
Assistant Engineer Standard 2023	Assistant Engineer - Civil
	Overseer Grade I
	GATE 2024
Assistant Engineer Courses	Overseer Courses
Assistant Engineer/ Overseer Grade I	Overseer Grade I
	Junior Instructor Surveyor
	Irrigation LSGD Overseer
GATE 2024 Civil Pre-recorded	
TEST SERIES (With detailed solution)	
Online Test Series Combo	AE PCB Test series
AE Test Series	SSC JE Subject wise
OVERSEER Test Series	GATE 2024 - Test Series
ISRO Test Series	Full length tests – GATE
SSC JE CIVIL Test Series	Topicwise tests for GATE
SSC JE Full Length Tests	Subjectwise Test series – GATE
e - BOOKS	
HANDWRITTEN NOTES – e- book	Quick Reference For AE and Overseer – e Book
e – Book for Civil Engineering INTERVIEWS	Overseer PYQ detailed – e Book
150 PYQ e - book	Civil Engineering MCQ – e Book
Mechanical Engineering e - Book	GATE Civil Engineering - e Book



സിവിൽ എഞ്ചിനീയറിംഗ്
മത്സരപരീക്ഷകൾക്കായി
ഇനി ഒരൊറ്റ കോഴ്സ്

VAJRA BATCH

Pre-Recorded Classes



Available on



ENROLL NOW
82 81 00 33 66

To Connect with us

-  elearncivilianz@gmail.com
 -  9497 498 415
 -  civilianz
 -  Clubhouse
 -  Civilianz Blog


CLICK





-  Civilianz_official
 -  Civil study Circle
 -  Civilianz
 -  WWW.CIVILIANZ.COM
 -  Telegram Job Channel


for

SAMPLE CLASSES :

 **CLICK**

 **GATE**

 **AE**

 **Overseer**

6. The weight of 1m length of 10 mm diameter bar is

- [A] 0.5kg
- [B] 0.62kg
- [C] 0.75kg
- [D] 0.22kg

Answer: B

7. The amount charged by the engineering department to meet the expense of designing, planning, supervision etc for a work of another department is called

- [A] Contingencies
- [B] Centage charges
- [C] Work charged establishment
- [D] Material charges

Answer: B

8. 1m³ of mild steel weights

- [A] 100 kg
- [B] 1000 kg
- [C] 7850 kg
- [D] 3250 kg

Answer: C

9. Absence of detailed design, the percentage for steel in RCC slab is taken as approximately

- [A] 0.4% to 0.6%
- [B] 0.5% to 0.6%
- [C] 0.7% to 1%
- [D] 0.1% to 0.5%

Answer: C

10. The expected output of half brick partition wall per mason per day is

- [A] 2 m³
- [B] 5 m³
- [C] 4 m³
- [D] 3 m³

Answer: B

Join our social media platforms

